

TLS-S60 Genral lighting

S60FP





S60FP

Basic Parameters

Material	AL6063-T5,spraying surface
IP Grade	IP20
Warranty	5 years (Emergency model: 3 years)

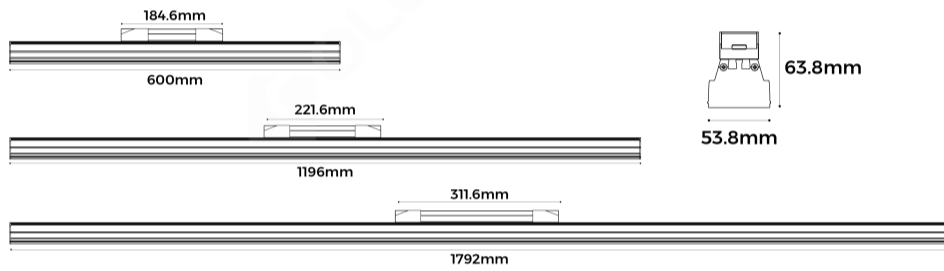
Electrical Parameters

Control	1-10V Dimming,DALI Dimming,Non-Dimming
---------	--

Optical Parameters

Version	Normal,3 CCT tunable(Dial switch),Emergency,High efficiency
SDCM	≤3 Step(ANSI)
UGR(X=4H,Y=8H)	≤19
Length	600mm,1200mm,1800mm
CRI	>80,>90
CCT	2700K,3000K,3500K,4000K,5000K,6500K,3000K-6500K
Luminous Efficacy	85LM/W(regular model/emergency model)、125LM/W(high efficiency model)

Dimensions



Luminaire Parameters

Version	Length	Power(W)	PCB Current(A)	CRI	CCT	Lumens(LM) @White, Sliver	Lumens(LM) @Black
Normal	600mm	14W	0.35	>80	4000K	1190	952
Normal	1200mm	28W	0.7	>80	4000K	2380	1904
Normal	1800mm	40W	1	>80	4000K	3400	2720
Normal	600mm	14W	0.35	>90	4000K	1023	818
Normal	1200mm	28W	0.7	>90	4000K	2046	1637
Normal	1800mm	40W	1	>90	4000K	2924	2339
High efficiency	600mm	14W	0.35	>80	4000K	1750	1400
High efficiency	1200mm	28W	0.7	>80	4000K	3500	2800
High efficiency	1800mm	40W	1	>80	4000K	5000	4000
High efficiency	600mm	14W	0.35	>90	4000K	1505	1204
High efficiency	1200mm	28W	0.7	>90	4000K	3010	2408
High efficiency	1800mm	40W	1	>90	4000K	4300	3440
3 CCT tunable(Dial switch)	600mm	14W	0.35	>80	3000K-6500K	1036/1176/1036	826/938/826
3 CCT tunable(Dial switch)	1200mm	28W	0.7	>80	3000K-6500K	2072/2352/2072	1652/1876/1652
3 CCT tunable(Dial switch)	1800mm	40W	1	>80	3000K-6500K	2960/3360/2960	2360/2680/2360
3 CCT tunable(Dial switch)	600mm	14W	0.35	>90	3000K-6500K	882/1008/882	700/798/700
3 CCT tunable(Dial switch)	1200mm	28W	0.7	>90	3000K-6500K	1764/2016/1764	1400/1596/1400
3 CCT tunable(Dial switch)	1800mm	40W	1	>90	3000K-6500K	2520/2880/2520	2000/2280/2000
Emergency	1200mm	28W	0.7	>80	4000K	2380	1904
Emergency	1200mm	28W	0.7	>90	4000K	2046	1637
Normal	600mm	14W	0.35	>80	2700K	1011	809

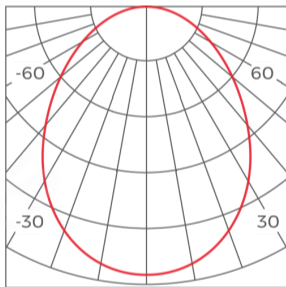
Normal	1200mm	28W	0.7	>80	2700K	2023	1618
Normal	1800mm	40W	1	>80	2700K	2890	2312
Normal	600mm	14W	0.35	>90	2700K	869	695
Normal	1200mm	28W	0.7	>90	2700K	1739	1391
Normal	1800mm	40W	1	>90	2700K	2485	1988
High efficiency	600mm	14W	0.35	>80	2700K	1662	1330
High efficiency	1200mm	28W	0.7	>80	2700K	3325	2660
High efficiency	1800mm	40W	1	>80	2700K	4750	3800
High efficiency	600mm	14W	0.35	>90	2700K	1470	1176
High efficiency	1200mm	28W	0.7	>90	2700K	2940	2352
High efficiency	1800mm	40W	1	>90	2700K	4200	3360
Emergency	1200mm	28W	0.7	>80	2700K	2023	1618
Emergency	1200mm	28W	0.7	>90	2700K	1739	1391
Normal	600mm	14W	0.35	>80	3000K	1071	856
Normal	1200mm	28W	0.7	>80	3000K	2142	1713
Normal	1800mm	40W	1	>80	3000K	3060	2448
Normal	600mm	14W	0.35	>90	3000K	921	736
Normal	1200mm	28W	0.7	>90	3000K	1842	1473
Normal	1800mm	40W	1	>90	3000K	2631	2105
High efficiency	600mm	14W	0.35	>80	3000K	1750	1400
High efficiency	1200mm	28W	0.7	>80	3000K	3500	2800
High efficiency	1800mm	40W	1	>80	3000K	5000	4000
High efficiency	600mm	14W	0.35	>90	3000K	1505	1204
High efficiency	1200mm	28W	0.7	>90	3000K	3010	2408
High efficiency	1800mm	40W	1	>90	3000K	4300	3440
Emergency	1200mm	28W	0.7	>80	3000K	2142	1713
Emergency	1200mm	28W	0.7	>90	3000K	1842	1473
Normal	600mm	14W	0.35	>80	3500K	1154	923
Normal	1200mm	28W	0.7	>80	3500K	2308	1846
Normal	1800mm	40W	1	>80	3500K	3298	2638
Normal	600mm	14W	0.35	>90	3500K	992	794
Normal	1200mm	28W	0.7	>90	3500K	1985	1588
Normal	1800mm	40W	1	>90	3500K	2836	2269
Emergency	1200mm	28W	0.7	>80	3500K	2308	1846
Emergency	1200mm	28W	0.7	>90	3500K	1985	1588
Normal	600mm	14W	0.35	>80	4000K	1190	952
Normal	1200mm	28W	0.7	>80	4000K	2380	1904
Normal	1800mm	40W	1	>80	4000K	3400	2720
Normal	600mm	14W	0.35	>90	4000K	1023	818
Normal	1200mm	28W	0.7	>90	4000K	2046	1637
Normal	1800mm	40W	1	>90	4000K	2924	2339
High efficiency	600mm	14W	0.35	>80	4000K	1750	1400
High efficiency	1200mm	28W	0.7	>80	4000K	3500	2800
High efficiency	1800mm	40W	1	>80	4000K	5000	4000
High efficiency	600mm	14W	0.35	>90	4000K	1505	1204
High efficiency	1200mm	28W	0.7	>90	4000K	3010	2408
High efficiency	1800mm	40W	1	>90	4000K	4300	3440
Emergency	1200mm	28W	0.7	>80	4000K	2380	1904
Emergency	1200mm	28W	0.7	>90	4000K	2046	1637
Normal	600mm	14W	0.35	>80	5000K	1190	952
Normal	1200mm	28W	0.7	>80	5000K	2380	1904

Normal	1800mm	40W	1	>80	5000K	3400	2720
Normal	600mm	14W	0.35	>90	5000K	1023	818
Normal	1200mm	28W	0.7	>90	5000K	2046	1637
Normal	1800mm	40W	1	>90	5000K	2924	2339
Emergency	1200mm	28W	0.7	>80	5000K	2380	1904
Emergency	1200mm	28W	0.7	>90	5000K	2046	1637
Normal	600mm	14W	0.35	>80	6500K	1190	952
Normal	1200mm	28W	0.7	>80	6500K	2380	1904
Normal	1800mm	40W	1	>80	6500K	3400	2720
Normal	600mm	14W	0.35	>90	6500K	1023	818
Normal	1200mm	28W	0.7	>90	6500K	2046	1637
Normal	1800mm	40W	1	>90	6500K	2924	2339
High efficiency	600mm	14W	0.35	>80	6500K	1750	1400
High efficiency	1200mm	28W	0.7	>80	6500K	3500	2800
High efficiency	1800mm	40W	1	>80	6500K	5000	4000
High efficiency	600mm	14W	0.35	>90	6500K	1505	1204
High efficiency	1200mm	28W	0.7	>90	6500K	3010	2408
High efficiency	1800mm	40W	1	>90	6500K	4300	3440
Emergency	1200mm	28W	0.7	>80	6500K	2380	1904
Emergency	1200mm	28W	0.7	>90	6500K	2046	1637

1. The output data is based on the testing result of Ra80,4000k,white coated luminaires;
2. The tolerance of output data can be vary up to 10%;
3. The output data is typical value;

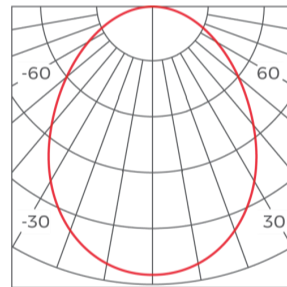
Light Distribution

Normal-70°



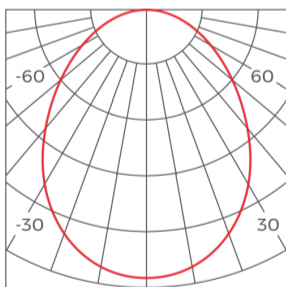
h(m)	D(cm)	E(lx)
1	128	1567
2	257	391
3	385	174
4	514	97

High efficiency-70°



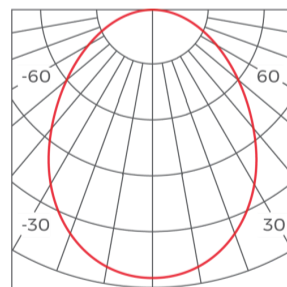
h(m)	D(cm)	E(lx)
1	123	2409
2	246	602
3	370	267
4	493	150

3 CCT tunable(Dial switch)-70°



h(m)	D(cm)	E(lx)
1	128	1567
2	257	391
3	385	174
4	514	97


Emergency-70°



h(m)	D(cm)	E(lx)
1	128	1567
2	257	391
3	385	174
4	514	97


Common Accessories

Standard Corner



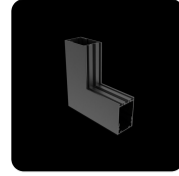
L90-LS60

Applicable product model: PR-S60
Installation method: L-shaped splicing
Material process: Al6063-T5/chromed
Light source: NO
Size: 200*200*85mm
Othes:Includes 2PCS EX-45(N) splicing accessories




L90N-LS60

Applicable product model: PR-S60
Installation method: L-shaped splicing(inward)
Material process: Al6063-T5/chromed
Light source: NO
Size: 200*200*85mm
Othes:Includes 2PCS EX-45(N) splicing accessories




L90W-LS60

Applicable product model: PR-S60
Installation method: L-shaped splicing(outward)
Material process: Al6063-T5/chromed
Light source: NO
Size: 200*200*85mm
Othes:Includes 2PCS EX-45(N) splicing accessories



T90-LS60

Applicable product model: PR-S60
Installation method: T-shaped splicing
Material process: Al6063-T5/chromed
Light source: NO
Size: 305*188*85mm
Othes:Includes 3PCS EX-45(N) splicing accessories



X90-LS60

Applicable product model: PR-S60
Installation method: X-shaped splicing
Material process: Al6063-T5/chromed
Light source: NO
Size: 350*350*85mm
Othes:Includes 4PCS EX-45(N) splicing accessories

Splicing accessory



EX-45(N)

Applicable product model:PR-S60/P
R-LE60 Material process:SPCC Size: 13
5*51.6*51.5mm Quantity: 1 PCS/SET
Other:Includes mounting screws.

Power feeder



CM-11

Applicable product model: S60 M
aterial process: PVC Size: 1000*φ6
mm Wire diameter:18AWG Quanti
ty: 1PCS/ set Others:Module connec
tion cable, length is 1m,3 pin non-d
imming version , for the first mod
ule power feeding/ inter-modules
power feeding



CM-12

Applicable product model: S60 M
aterial process: PVC Size: 1000*φ6.5
mm Wire diameter:18AWG Quanti
ty: 1PCS/ set Others:Module connec
tion cable, length is 1m , 5 pin di
mming version , for the first module
power feeding/ inter-modules pow
er feeding



CM-13

Applicable product model: S60 M
aterial process: PVC Size: 2000*φ6
mm Wire diameter:18AWG Quanti
ty: 1PCS/ set Others:Module connec
tion cable, length is 2m , 3 pin non
-dimming version , for the first mo
dule power feeding/ inter-modules
power feeding



CM-14

Applicable product model: S60 M
aterial process: PVC Size: 2000*φ6.
5mm Wire diameter:18AWG Quan
tity: 1PCS/ set Others:Module connec
tion cable, length is 2m , 5 pin d
imming version , for the first mod
ule power feeding/ inter-modules
power feeding



CM-15


Applicable product model: S60 M
aterial process: PVC Size: 2000*φ6.
5mm Wire diameter:18AWG Quan
tity: 1PCS/ set Others:1-in-2-out po
wer cable , length is 2m , 5 pin di
mming version , for power feeding
from outside between 2 modules



CM-16

Applicable product model: S60 M
aterial process:PVC Size: 480*φ5.9
mm Wire diameter:18AWG Quanti
ty: 1PCS/ set Others:2-in-2-out cor
ner connection cable , For T/X corne
r modeling , for inter-modules po
wer feeding

Cover



CV-S60FB

Applicable product model:S60 Diffuser
Nature: blind cover Material proces
s: AL6063 aluminum/powder-coated
Light transmittance:/ Size: 2500*53.8
*22.8mm Other:Black/White/Silver

End cap accessory



EC-LE60

Applicable product model:PR-LE60
Material process: aluminum/powder-
coated Size: 76*85*9mm Quantity:2P
CS/ set



EC-LS60(N)


Applicable product model:PR-S60 M
aterial process: aluminum/powder-co
ated black Size: / Quantity:2PCS/ set

Installation accessory



CL-06

Applicable product model:BS5470/LS5470(F)/LS60FD/LS60FP/LS60G/LS60BD/LS60HP/LS60LA/LS60LS/S60 Installation method: ceiling Material process: Iron zinc alloy/electroplating Size: 90.5*54*5.9mm Quantity: 2PCS/ set



CP-16

Applicable product model:BH5470/BH7977/S60/LS60 Installation method: pendant Material process: SUS304 Size: 37*7*20mm Quantity: 2PCS/ set



CP-30

Applicable product model:LS5470(F)/BS5470/LS60/PR-S60 Installation method: Ceiling Material process: SUS304 Size: 41.2*20*5.8mm Quantity: 4PCS/ set



PG-IXXX

Applicable product model:LS1911C/LS1911K/LS3535/LS5050/LS3360/LS4067/LS5470(F)/LS7977/LT60/BH3360/BH5470/BH7977/BS3360/BS5470/BS7977/LS60/S60/LS25/LH40FD/LH40FP/LH40G/LS40FD/LS40FP/LS40G/LS40GW/M20FD/M20G(A)/M20G/M20I/M20S/R25FD/R25FP/R25G/R25KD/R25L/R35I/R35S/RNR30MJ/RNR30NJ/RNR30NK Installation method: pendant Material process:/ Maximum weight capacity: 8KG Quantity: 2PCS/ set Other:Pendant rod (1-2m adjustable), include 2pcs pendant rods, 2 pcs rectangular screw



PN(E)-D

Applicable product model: LINE ECO series Installation method: Pendant Material process: Nickel plating Size: / Quantity: 2PCS/SET Other:2 meter wire rope 2PCS, cable locker 2PCS, cable holder 2PCS, M5 flat head Phillips screws 2PCS, M4*35mm screws 2PCS, expansion tube 2PCS



PN-DXX

Applicable product model: LS1911C/LS1911K/LS3535/LS5050/LS3360/LS4067/LS5470(F)/LS7977/LT60/BH3360/BH5470/BH7977/BS3360/BS5470/BS7977/LS5470(F)/LS7977/LT60/LINE40 series product/LINE60 series product/TLS-R6X0 track Installation method: Pendant Material process:Pearl Chrome Size:/ Quantity: 2PCS/ set Other:Junction box not included, 2 pcs pendant cable accessory, pendant cable length 4m, rectangular screw model.



PY-DXXX

Applicable product model: LS1911C/LS1911K/LS3535/LS5050/LS3360/LS4067/LS5470(F)/LS7977/LT60/BH3360/BH5470/BH7977/BS3360/BS5470/BS7977/LS60/S60/LS5470(F)/LS7977/LT60/LH40FD/LH40FP/LH40G/LS40FD/LS40FP/LS40G/LS40GW Installation method: pendant Material process: Spraying surface Size: / Quantity: 1 set Other:Including junction box, 2PCS wire rope, wire rope 2M/4M length optional,1PCS 5PIN terminal,1PCS ceiling bottom plate, 2PCS screws



RN-09

Applicable product model:PR-LE60 Installation method: recessed Material process: SPCC/baking paint Size:100.7*56.6*84.5mm Quantity: 2PCS/ set Other:Including 2PCS N-shaped buckle,2PCS flat head screws, 2pcs M7 fixing screw tubes, 2pcs M7 nuts

Profile



PR-LE60

Applicable product model: S60FD/S60FP/S60HP/S60BD/S60LA/S60LS/S60G/S60S-52WA/S60S-35RB/S60S-23WC/CS-S60 Material process: aluminum/powder spraying Size:2500*76*85mm



PR-S60

Applicable product model: S60FD/S60FP/S60HP/S60BD/S60LA/S60LS/S60G/S60S-52WA/S60S-35RB/S60S-23WC/CS-S60 Material process: aluminum/powder spraying Size:2500*56*85mm

Packing

Quantity /box	QTY/CTN	NW (kg/box)	N. WT (ctn)	G.WT (ctn)	Size (cm/carton)	Product Size (mm)
1	6	0.65	3.9	5.8	78*23*13	600*53.8*40.6
1	6	1.19	7.14	11	137.6*23*13	1196*53.8*40.6
1	6	1.69	10.14	18	197.2*23*13	1792*53.8*40.6

Attentions

1. Non-professionals are prohibited from installing, disassembling and repairing the product.
2. Avoid scratching, distortion and irregular bending of the product during installation; otherwise it may cause irreparable damage to the product.
3. Please use professional cutting tools when cutting.
4. Do not use any acid or alkaline adhesive to fix products.
5. The product is only suitable for indoor dry places, can not be used in outdoor, seaside or wet environment.
6. PC features: Each 10°C rise or drop will make diffuser extend or shrink 0.8mm/m, please confirm before processing and use.